





01

---

_____	03
_____	03
_____	04
_____	04

02

---

_____ " _____ 2024 "	05
CERNET " "	05
_____ 30% 19%	06
_____	06
_____	06

03

---

_____	07
_____ 8	07
8 " "	07
2023 _____ 3.3	08
2025 _____	08
_____	08

04

---

_____	09
_____	09
EDUCAUSE 2024   _____	10
_____ IT _____	10

05

---

_____	11
-------	----

---



2025 1 1



2026

30

7



10 11

"

"

"

"

"

"

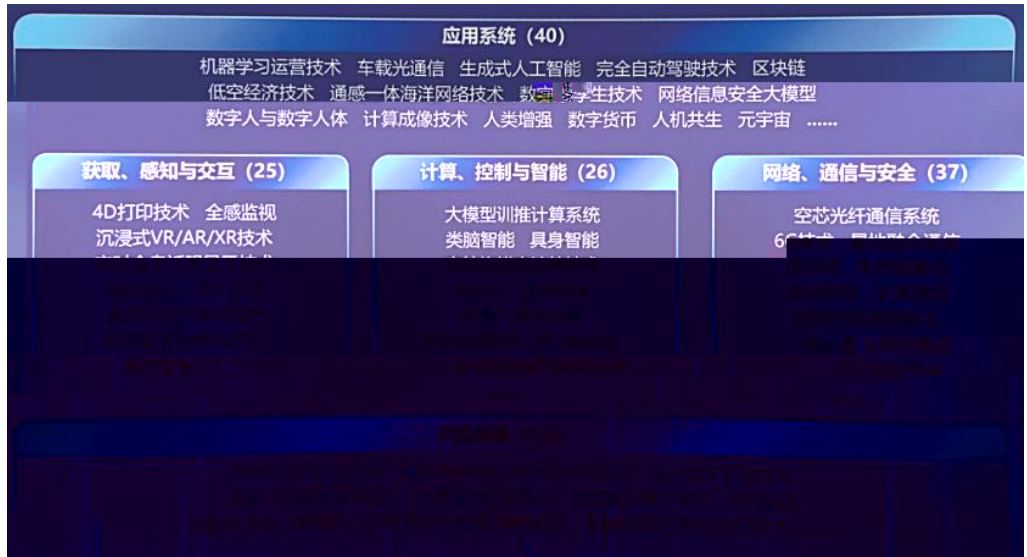
"

"



9 27

2024



2024

CERNET

30

22

BGP4+

CERNET2 IPv6

IPv6

CARSI



30%

19%

30%

51%

81%

30%

19%

C114 \_\_\_\_\_

1.

"

"

"

"

"

"

2.

"

"

"

5G

"

"

"

"

"

"

"

"



8

8



2023

3.3

2023

2023

R&D

33357.1

8.4%

2023

2259.1

3661.5

27436.5

11.6%

5.1%

8.5%

R&D

3.2

R&D

6.77%

2023

R&D

25922.2

3856.3

2753.3

8.6%

1.1%

14.1%

R&D

77.7%

2022

0.1

2025

2025

(THE)

94

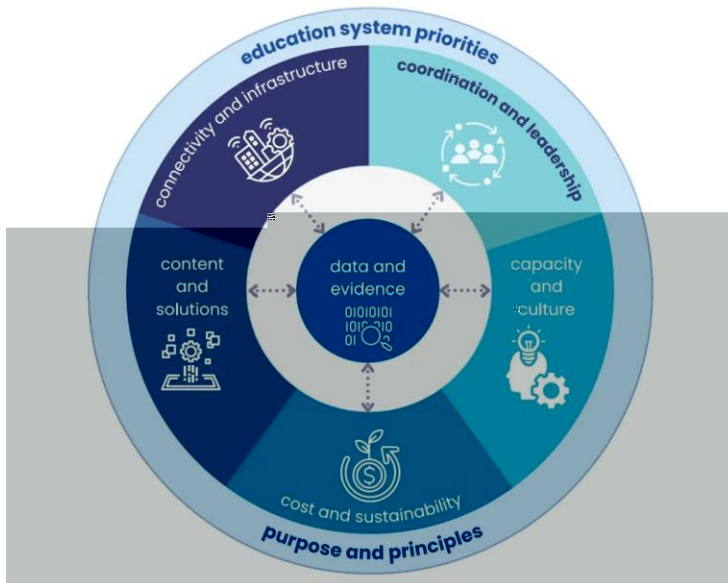
12

26



Dell' Oro Group — —  
MCN RAN SP  
2024 16%  
5G  
17%  
Top 7 80%  
Ciena  
C114\_\_\_\_\_

2024



UNESCO\_\_\_\_\_



EDUCAUSE 2024

|

TOP 6 AI

AI

AI

EDUCAUSE\_\_\_\_\_

IT

IT

IT

IT

IT

IT

IT

7

IT

CIO

IT

MBA

"

"





2024

2023

341.2

2.6%

-18.1

7

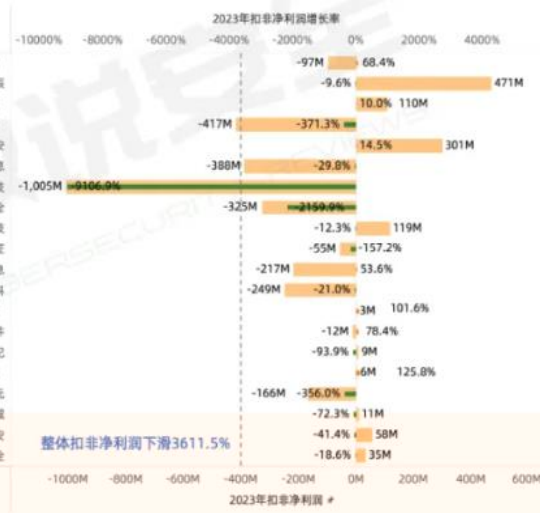
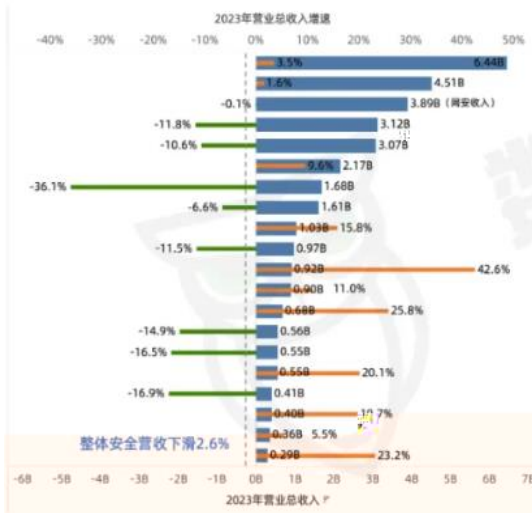
0.68

2023

356.9

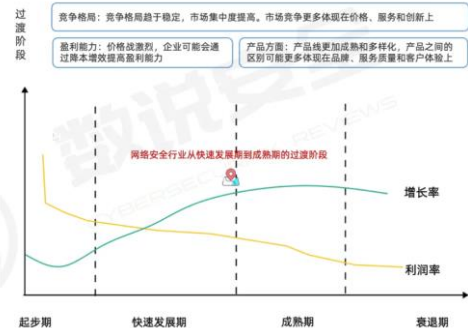
10

105



2023

AI

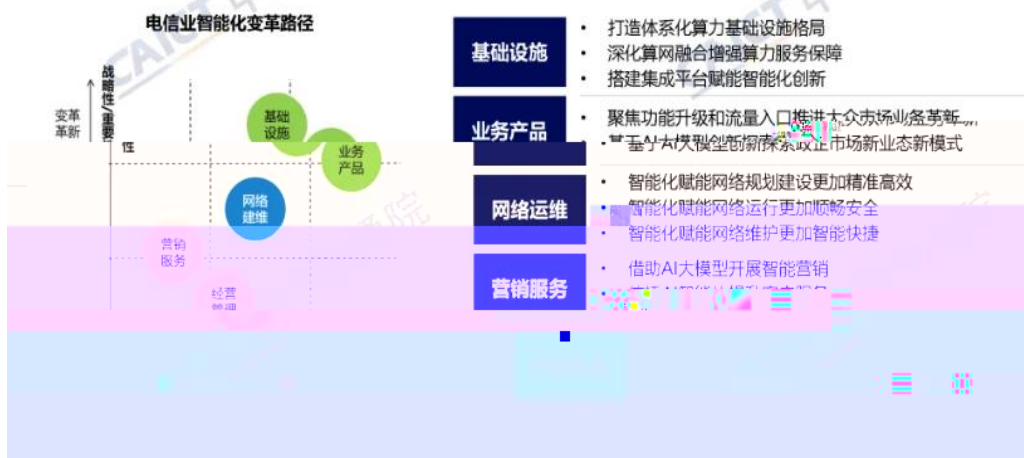




2024

— —

“ ” “ ” “ ” “ ” “ ” “ ”



“ ” + “ ”

AI



2024



2024



2024



2024



2024



2024



2024



Gartner 2024



